


THIS IS TROUP ISD



DEDICATED TO ACHIEVEMENT
TROUP INDEPENDENT SCHOOL DISTRICT ANNUAL REPORT
2017-2018

Welcome



Thank you for reading the Troup ISD 2017-2018 Annual Report. We are proud to highlight the successes of our district. Serving the area since 1899, we are proud to continue the longstanding tradition of being a top ranked school district in Texas.

Our goal is to make Troup ISD the best it can be. The students and staff are our top priority as we strive to create a safe and secure environment. Our dedicated staff members work diligently to meet each child's academic, social and emotional needs. The Troup ISD Board of Trustees is dedicated to providing resources to ensure our campuses succeed. We value the partnerships within our community and appreciate their support to help our district continue to excel.

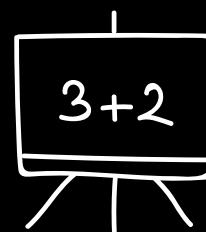
Go Tigers,
Tammy Jones




*"As the heart of the community, Troup ISD is dedicated to education for achievement in a changing world."
-TISD Mission Statement*



1097
ENROLLMENT
TOTAL



71
THS
GRADUATES



100%
GRADUATION
RATE



School Board Members

Mr. Chuck Boyd
Mr. Shane Jasper
Mrs. Lisa Lewis
Mr. Joe Morris

Mr. Clayton Vickers
Dr. Gene Whitsell
Mr. John Whitsell

TISD Administration

Mrs. Tammy Jones, Superintendent of Schools
 Mr. David Smith, Executive Director of Curriculum & Instruction
 Mrs. Lisa White, Executive Director of Business Services
 Mr. Preston Lindsey, Executive Director of Support Services
 Ms. Shannon Capps, Executive Director of Technology & Library Services
 Mr. John Eastman, Director of Athletics



THS

Mr. Bobby Dyess, Principal
 Mr. Landon Trent, Asst. Principal
 Mrs. Tracye Martin, Counselor



TMS

Mrs. Colleen Conn, Principal
 Mrs. Linda Salgado, Asst. Principal
 Mrs. Lori Burke, Counselor



TES

Mrs. Amy Ledford, Principal
 Mrs. Kella Stanley, Asst. Principal



2018 TEXAS EDUCATION AGENCY Accountability Summary for Troup ISD



TEXAS EDUCATION AGENCY 2017 Accountability Summary TROUP ISD (212904)

Accountability Rating

Met Standard

Met Standards on

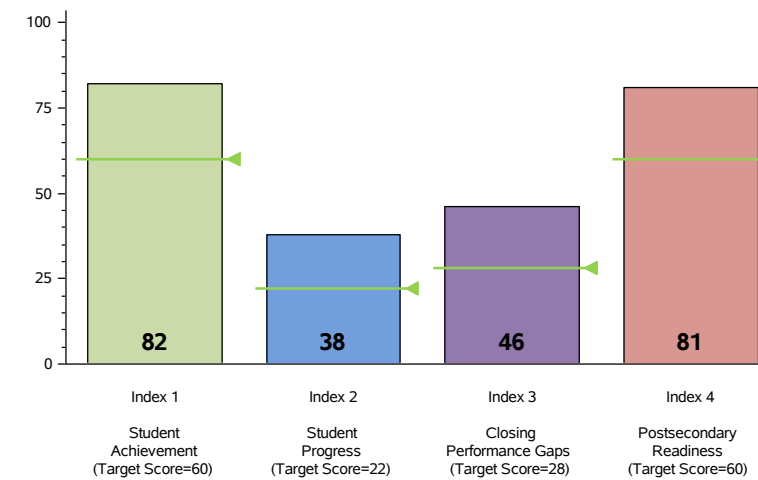
- Student Achievement
- Student Progress
- Closing Performance Gaps
- Postsecondary Readiness

Did Not Meet Standards on

- NONE

In 2017, to receive a Met Standard or Met Alternative Standard rating, districts and campuses must meet targets on three indexes: Index 1 or Index 2 and Index 3 and Index 4.

Performance Index Report



Distinction Designation

Postsecondary Readiness

Percent of Eligible Measures in Top Quartile
4 out of 10 = 40%

NO DISTINCTION EARNED

Student Achievement

**ALL CAMPUSES
MET STANDARD IN:**

- STUDENT ACHIEVEMENT
- STUDENT PROGRESS
- CLOSING PERFORMANCE GAPS
- POSTSECONDARY READINESS

Teacher Achievement

KARYN ARD, HIGH SCHOOL SCIENCE

ONE OF THE 6 FINALISTS FOR THE 2018 TEXAS
TEACHER OF THE YEAR

"Education is more than memorizing, it is understanding what has been taught and being able to apply that knowledge to the world around us."



Performance Index Summary

Index	Points Earned	Maximum Points	Index Score
1 - Student Achievement	1,400	1,697	82
2 - Student Progress	459	1,200	38
3 - Closing Performance Gaps	916	2,000	46
4 - Postsecondary Readiness			
STAAR Score	11.7		
Graduation Rate Score	24.4		
Graduation Plan Score	21.0		
Postsecondary Component Score	23.8		
Total			81

System Safeguards

Number and Percentage of Indicators Met	
Performance Rates	22 out of 24 = 92%
Participation Rates	14 out of 14 = 100%
Graduation Rates	3 out of 3 = 100%
Met Federal Limits on Alternative Assessments	1 out of 1 = 100%
Total	40 out of 42 = 95%

For further information about this report, please see the Performance Reporting website at <https://rptsvr1.tea.texas.gov/perfreport/account/2017/index.html>

Troup Elementary School

Pre-K - 5th | 520 Students

At Troup Elementary we strive to educate students and to assist them in realizing their full potential. Students are taught to be responsible, productive, and contributing members of society. We believe that we can accomplish this with school, parent, and community involvement. We believe Troup Elementary is the best elementary school around. We are blessed to have the most incredible students and view it as a privilege to teach, inspire, and empower them daily.

- 3rd-5th grade students participate in student council
- Core Essential Values Character Education Program
- Focuses on kindness
- Two full day Pre-K classes
- Pull-out GT program
- Thirteen iPad carts and Three iPad cabinets
- Projectors and Apple TV
- Seven BenQ Boards
- Two computer labs
- Interactive white boards in every classroom
- Active Parent Teacher Organization
- GT participates in the East Texas Academic Rodeo
- 1st Grade Play
- 4th & 5th spring music program
- 2nd Grade Lemonade Stand
- Jump Rope for Heart
- Family Math & Reading Night
- Community service projects
- Full Time SRO
- Reading and Math Intervention Programs
- Pull-out Dyslexia program



Remind 101: text @troupelem to 979-307-7959

TEXAS EDUCATION AGENCY 2017 Accountability Summary TROUP EL (212904102) - TROUP ISD

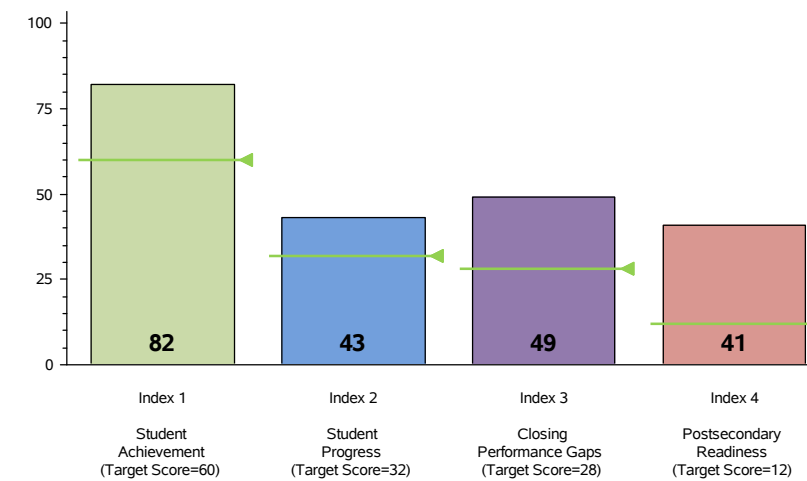
Accountability Rating

Met Standard

Met Standards on	Did Not Meet Standards on
- Student Achievement	- NONE
- Student Progress	
- Closing Performance Gaps	
- Postsecondary Readiness	

In 2017, to receive a Met Standard or Met Alternative Standard rating, districts and campuses must meet targets on three indexes: Index 1 or Index 2 and Index 3 and Index 4.

Performance Index Report



Performance Index Summary

Index	Points Earned	Maximum Points	Index Score
1 - Student Achievement	521	632	82
2 - Student Progress	431	1,000	43
3 - Closing Performance Gaps	592	1,200	49
4 - Postsecondary Readiness			
STAAR Score	40.7		
Graduation Rate Score	N/A		
Graduation Plan Score	N/A		
Postsecondary Component Score	N/A		41

Distinction Designation



Academic Achievement in ELA/Reading	DISTINCTION EARNED
Academic Achievement in Mathematics	NO DISTINCTION EARNED
Academic Achievement in Science	DISTINCTION EARNED
Academic Achievement in Social Studies	NOT ELIGIBLE
Top 25 Percent Student Progress	NO DISTINCTION EARNED
Top 25 Percent Closing Performance Gaps	DISTINCTION EARNED
Postsecondary Readiness	DISTINCTION EARNED

Campus Demographics

Campus Type	Elementary
Campus Size	540 Students
Grade Span	PK - 05
Percent Economically Disadvantaged	60.2
Percent English Language Learners	5.2
Mobility Rate	9.8
Percent Served by Special Education	7.0
Percent Enrolled in an Early College High School Program	0.0

System Safeguards


Number and Percentage of Indicators Met	
Performance Rates	15 out of 16 = 94%
Participation Rates	10 out of 10 = 100%
Graduation Rates	N/A
Total	25 out of 26 = 96%

For further information about this report, please see the Performance Reporting website at <https://rptsvr1.tea.texas.gov/perfreport/account/2017/index.html>

Troup Middle School

6th - 8th | 248 Students

- Advanced classes for all core classes and accelerated Math instruction ending with 100% pass rate for those 8th graders taking Algebra I EOC and a 93% pass rate for the 7th graders that take the 8th grade Math STAAR.
- Clubs and Organizations: Robotics Club, Technology Club, Student Council, FCA,
- Reward trip for students with Mastery on STAAR
- Intermittent rewards every 9 weeks for students performing well and making progress [academic, conduct, attendance].
- RTI and interventions to help students who are struggling in reading and math
- Fine Arts opportunities with Art, Theater, Band, Videography
- Academic UIL Participation Opportunities
- Athletic Participation for 7th and 8th grade combined is 91%
- TMS is a one to one campus with all 7th and 8th grades to have MAC books
- TMS provides 2 ipad carts for check out to 6th grade teachers
- TMS has a 28 station computer lab
- Leadership classes
- Health class where students earn CPR and First Aid certifications
- Introduction to Agriculture class as an elective
- STEM class as an elective
- News/Blog Class
- Community service projects for Salvation Army, Toys for Tots, Food Drive for the Food Pantry in Troup, Coat Drive
- Communication to all stakeholders in Troup Middle School via Skyward Family Access, Remind 101, TMS Facebook, Twitter, and Instagram
- PTO is now active at Troup Middle School
- TISD webstore has online payment options
- Video streaming of student activities on campus-wide visual monitors
- College Fair attended by all 8th graders
- Open House for Parent involvement at the 6 week progress reporting period.
- All classrooms have Smart Boards and projectors and the ability to use media through Apple TV.
- Campus met Acceptable Standard and earned 3 Distinctions in the state Accountability Report.



TEXAS EDUCATION AGENCY 2017 Accountability Summary TROUP MIDDLE (212904041) - TROUP ISD

Accountability Rating

Met Standard

Met Standards on	Did Not Meet Standards on
- Student Achievement	- NONE
- Student Progress	
- Closing Performance Gaps	
- Postsecondary Readiness	

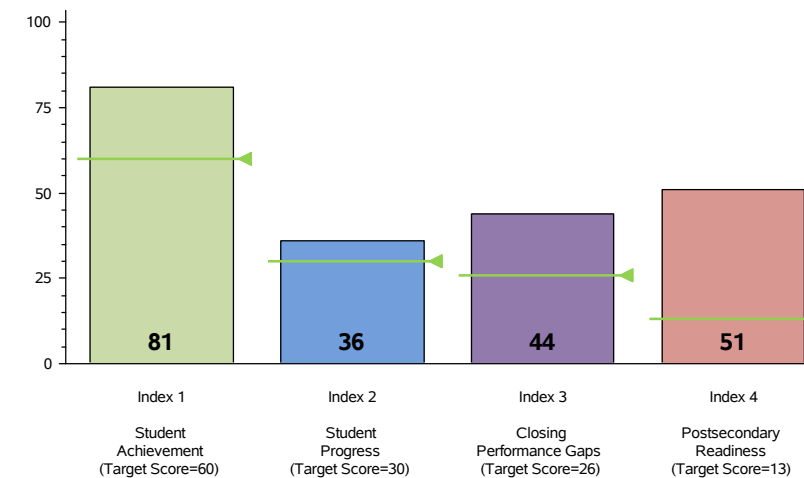
In 2017, to receive a Met Standard or Met Alternative Standard rating, districts and campuses must meet targets on three indexes: Index 1 or Index 2 and Index 3 and Index 4.

Distinction Designation



Academic Achievement in ELA/Reading	DISTINCTION EARNED
Academic Achievement in Mathematics	DISTINCTION EARNED
Academic Achievement in Science	DISTINCTION EARNED
Academic Achievement in Social Studies	NO DISTINCTION EARNED
Top 25 Percent Student Progress	NO DISTINCTION EARNED
Top 25 Percent Closing Performance Gaps	DISTINCTION EARNED
Postsecondary Readiness	DISTINCTION EARNED

Performance Index Report



Performance Index Summary

Index	Points Earned	Maximum Points	Index Score
1 - Student Achievement	564	696	81
2 - Student Progress	427	1,200	36
3 - Closing Performance Gaps	619	1,400	44
4 - Postsecondary Readiness			
STAAR Score	51.0		
Graduation Rate Score	N/A		
Graduation Plan Score	N/A		
Postsecondary Component Score	N/A		51

Campus Demographics

Campus Type	Middle School
Campus Size	236 Students
Grade Span	06 - 08
Percent Economically Disadvantaged	54.7
Percent English Language Learners	5.9
Mobility Rate	11.1
Percent Served by Special Education	5.9
Percent Enrolled in an Early College High School Program	0.0

System Safeguards

Number and Percentage of Indicators Met	
Performance Rates	17 out of 17 = 100%
Participation Rates	8 out of 8 = 100%
Graduation Rates	N/A
Total	25 out of 25 = 100%

For further information about this report, please see the Performance Reporting website at <https://rptsrv1.tea.texas.gov/perfreport/account/2017/index.html>

Troup High School

9th - 12th | 329 Students

- THS celebrates a 100% Graduation Rate
- 84% of THS students participate in extracurricular activities
- THS NHS Chapter served 25+ Local and National Organizations
- THS provides 1:1 technology programs with MacBook computers
- THS partners with TJC for 18 hours of dual credit
- THS Basketball team participates in Pee Wee's Project delivering goods and visiting with the elderly in Troup
- Participates in GenTx Decision Day recognizing students post-secondary plans
- THS NHS participates in "Troup Cares Canned Food Drive"
- THS Student Council organizes and manages "Tiger Backpack" program helping undernourished children in Troup
- THS FFA participates in many local, regional, and state events
- THS continues to be near the top of Smith County in the percentage of college ready students
- THS Football players, cheerleaders, athletic trainers, cross country athletes, NHS and FFA members open doors at the elementary parent drop-off in the mornings
- THS provides student mentors for Special Olympics and Elementary Field Day
- THS participates in Academic UIL, regularly advancing students to regional and state competition
- THS offers a College/Career preparation class for seniors
- THS offers Boot Camps in preparation for Biology and Algebra EOC testing
- THS offers an ACT preparation class for all 11th graders
- THS hosts a College Fair attracting over 40 colleges, universities, and trade schools with several area high schools attending
- Annual Academic Awards Assembly where hundreds of thousands of dollars are awarded to graduating seniors for higher learning
- THS students participate in the UT Health Northeast Medical Scholars Academy
- THS participates with World Strides educational travel for trips to destinations such as New York and Washington, D.C.
- THS Athletics routinely participates in post district competitions
- Addition of Robotics class offerings
- THS Football players, cheerleaders, athletic trainers, cross country athletes read to elementary students on football game days



TEXAS EDUCATION AGENCY 2017 Accountability Summary TROUP H S (212904002) - TROUP ISD

Accountability Rating

Met Standard

Met Standards on	Did Not Meet Standards on
- Student Achievement	- NONE
- Student Progress	
- Closing Performance Gaps	
- Postsecondary Readiness	

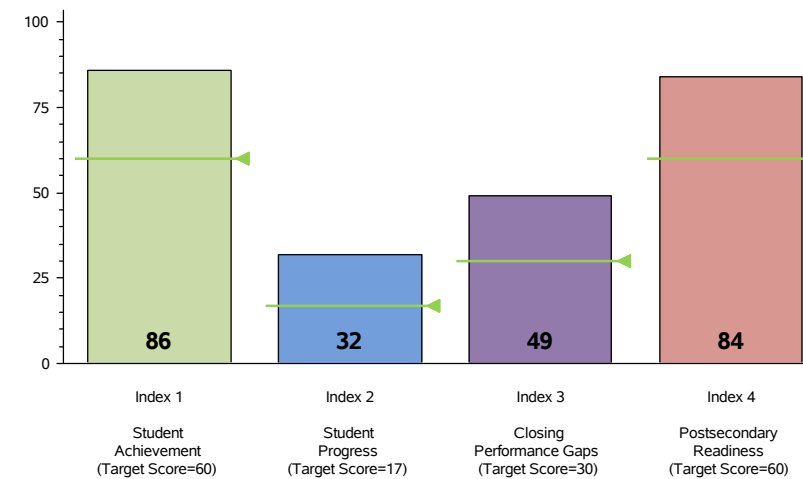
In 2017, to receive a Met Standard or Met Alternative Standard rating, districts and campuses must meet targets on three indexes: Index 1 or Index 2 and Index 3 and Index 4.

Distinction Designation



Academic Achievement in ELA/Reading	DISTINCTION EARNED
Academic Achievement in Mathematics	NO DISTINCTION EARNED
Academic Achievement in Science	NO DISTINCTION EARNED
Academic Achievement in Social Studies	NO DISTINCTION EARNED
Top 25 Percent Student Progress	NO DISTINCTION EARNED
Top 25 Percent Closing Performance Gaps	DISTINCTION EARNED
Postsecondary Readiness	NO DISTINCTION EARNED

Performance Index Report



Performance Index Summary

Index	Points Earned	Maximum Points	Index Score
1 - Student Achievement	315	368	86
2 - Student Progress	127	400	32
3 - Closing Performance Gaps	388	800	49
4 - Postsecondary Readiness			
STAAR Score	14.6		
Graduation Rate Score	24.4		
Graduation Plan Score	21.0		
Postsecondary Component Score	23.8		84

Campus Demographics

Campus Type	High School
Campus Size	309 Students
Grade Span	09 - 12
Percent Economically Disadvantaged	46.6
Percent English Language Learners	2.6
Mobility Rate	15.3
Percent Served by Special Education	7.1
Percent Enrolled in an Early College High School Program	0.0

System Safeguards

Number and Percentage of Indicators Met	
Performance Rates	13 out of 13 = 100%
Participation Rates	7 out of 7 = 100%
Graduation Rates	3 out of 3 = 100%
Total	23 out of 23 = 100%

For further information about this report, please see the Performance Reporting website at <https://rptsvr1.tea.texas.gov/perfreport/account/2017/index.html>



Did you know?

- Troup ISD offers two full day Pre-Kindergarten classes for qualifying four year old students.
- Troup ISD students have traditionally scored above the state average on the ACT and SAT tests.
- Troup ISD has traditionally had successful seasons in both boys and girls athletic programs, winning numerous District Championships and consistently making playoff appearances.
- Troup ISD offers low cost after school care at Troup Elementary School.
- The Troup ISD band has a long tradition of making first division ratings in UIL marching and concert contests.
- Troup ISD had 74 percent of its graduates college ready in 2014 and 96 percent college and career ready.
- Troup ISD has received a perfect score on the Financial Integrity Rating System of Texas (FIRST) for 5 consecutive years.
- Troup ISD accepts transfer students.
- Troup ISD serves more than 1,400 meals a day.
- Troup ISD had 70 percent of its 2015 graduates attend college either in the fall or the spring the year after graduation.
- Troup ISD buses more than 500 students to and from school daily.
- The Troup ISD website (www.trouplisd.org) receives more than 5,000 hits per month and is visited by more than 2,500 unique visitors.

TROUP INDEPENDENT SCHOOL DISTRICT
201 NORTH CAROLINA ST. PO BOX 578
TROUP, TX 75789
PH: 903-842-3067 FAX: 903-842-4563
www.troupsid.org

